

World Ranking Masters


22 - 27 of June 2004, Moscow Russia

Финал мировой рейтинговой системы по боулингу

22 - 27 июня 2004 Москва

WOMEN

place	№	Player Name	Country	G 1	G 2	G 3	G 4	G 5	G 6	Total 6	AV. 6	- 8
1	12	Reija Lundén	Finland	200	180	225	238	223	197	1263	210.5	113
2	22	Shalin Zulkifli	Malaysia	208	207	177	227	245	196	1260	210.0	110
3	21	Bettina Lund	Denmark	220	214	192	180	204	209	1219	203.2	69
4	7	Kirsten Penny	England	197	191	200	193	153	279	1213	202.2	63
5	2	Diandra Asbaty	USA	181	162	213	246	197	196	1195	199.2	45
6	17	Michaela Göbel	Germany	213	183	213	186	217	168	1180	196.7	30
7	20	Tanya Petty	Germany	168	202	235	196	176	187	1164	194.0	14
8	14	Patricia Ciotti	Venezuela	184	166	155	213	223	209	1150	191.7	0
9	16	Liza Clutario	Philippines	194	181	186	194	184	199	1138	189.7	-12
10	10	Liza Del Rozario	Philippines	187	169	182	171	210	214	1133	188.8	-17
11	1	Kamilla Kjeldsen	Denmark	152	187	197	201	180	215	1132	188.7	-18
12	9	Lee Eun Ock	Korea	162	202	192	236	158	178	1128	188.0	-22
13	24	Jennifer Tan Bee Leng	Singapore	148	176	216	203	178	202	1123	187.2	-27
14	15	Sara Vargas	Colombia	183	179	180	215	213	144	1114	185.7	-36
15	4	Juliana Guerrero	Colombia	162	213	171	183	180	198	1107	184.5	-43
16	8	Wendy Chai	Malaysia	204	191	176	198	158	170	1097	182.8	-53
17	3	Martina Beckel	Germany	194	176	168	151	218	183	1090	181.7	-60
18	23	Lotte Haubo Pedersen	Denmark	221	171	190	168	191	144	1085	180.8	-65
19	19	Alicia Marcano	Venezuela	183	178	141	183	171	223	1079	179.8	-71
20	18	Evelyn Chan Rouyi	Singapore	200	193	194	176	166	149	1078	179.7	-72
21	11	Adriana Perez	Mexico	166	131	157	191	213	199	1057	176.2	-93
22	6	Aumi Guerra	Dominica	161	135	143	215	178	224	1056	176.0	-94
23	13	Inna Zavalova	Russia	164	143	170	157	182	200	1016	169.3	-134
24	5	Choy Poh Lai	Malaysia	166	168	168	180	183	145	1010	168.3	-140



World Ranking Masters


22 - 27 of June 2004, Moscow Russia

Финал мировой рейтинговой системы по боулингу

22 - 27 июня 2004 Москва

WOMEN

place	№	Player Name	Country	Total 6	G 7	G 8	G 9	G 10	G 11	G 12	Total7-12	Total 12	AV. 12	- 8
1	12	Reija Lundén	Finland	1263	163	222	180	243	247	204	1259	2522	210.2	148
2	2	Diandra Asbaty	USA	1195	268	236	203	213	191	184	1295	2490	207.5	116
3	7	Kirsten Penny	England	1213	212	205	180	190	248	235	1270	2483	206.9	109
4	21	Bettina Lund	Denmark	1219	191	201	246	169	203	241	1251	2470	205.8	96
5	4	Juliana Guerrero	Colombia	1107	246	225	237	205	217	205	1335	2442	203.5	68
6	22	Shalin Zulkifli	Malaysia	1260	216	200	184	169	225	185	1179	2439	203.3	65
7	9	Lee Eun Ock	Korea	1128	234	217	222	216	191	182	1262	2390	199.2	16
8	8	Wendy Chai	Malaysia	1097	203	228	162	208	247	229	1277	2374	197.8	0
9	1	Kamilla Kjeldsen	Denmark	1132	204	200	204	198	225	209	1240	2372	197.7	-2
10	24	Jennifer Tan Bee Leng	Singapore	1123	194	216	194	237	194	199	1234	2357	196.4	-17
11	17	Michaela Göbel	Germany	1180	202	198	177	177	213	188	1155	2335	194.6	-39
12	10	Liza Del Rozario	Philippines	1133	184	193	214	215	189	204	1199	2332	194.3	-42
13	20	Tanya Petty	Germany	1164	170	169	234	190	171	181	1115	2279	189.9	-95
14	15	Sara Vargas	Colombia	1114	202	197	189	204	166	196	1154	2268	189.0	-106
15	16	Liza Clutario	Philippines	1138	233	154	195	190	177	180	1129	2267	188.9	-107
16	19	Alicia Marcano	Venezuela	1079	165	188	204	187	235	201	1180	2259	188.3	-115
17	23	Lotte Haubo Pedersen	Denmark	1085	234	220	188	171	156	190	1159	2244	187.0	-130
18	14	Patricia Ciotti	Venezuela	1150	172	225	150	169	175	200	1091	2241	186.8	-133
19	5	Choy Poh Lai	Malaysia	1010	190	163	199	205	220	246	1223	2233	186.1	-141
20	18	Evelyn Chan Rouyi	Singapore	1078	159	158	223	237	168	191	1136	2214	184.5	-160
21	3	Martina Beckel	Germany	1090	180	186	161	179	170	234	1110	2200	183.3	-174
22	11	Adriana Perez	Mexico	1057	205	149	214	188	179	198	1133	2190	182.5	-184
23	13	Inna Zavialova	Russia	1016	180	174	145	243	155	220	1117	2133	177.8	-241
24	6	Aumi Guerra	Dominica	1056	154	215	139	208	179	168	1063	2119	176.6	-255



World Ranking Masters


22 - 27 of June 2004, Moscow Russia

Финал мировой рейтинговой системы по боулингу

22 - 27 июня 2004 Москва

WOMEN

place	№	Player Name	Country	Total 12	G 13	G 14	G 15	G 16	G 17	G 18	Total13-18	Total 18	AV. 18	- 8
1	22	Shalin Zulkifli	Malaysia	2439	221	259	217	259	206	222	1384	3823	212.4	277
2	12	Reija Lundén	Finland	2522	191	201	200	246	217	194	1249	3771	209.5	225
3	7	Kirsten Penny	England	2483	169	203	183	210	206	204	1175	3658	203.2	112
4	2	Diandra Asbaty	USA	2490	183	228	170	167	169	204	1121	3611	200.6	65
5	4	Juliana Guerrero	Colombia	2442	178	189	206	168	188	224	1153	3595	199.7	49
6	24	Jennifer Tan Bee Leng	Singapore	2357	171	194	202	205	198	248	1218	3575	198.6	29
7	21	Bettina Lund	Denmark	2470	187	203	166	158	170	193	1077	3547	197.1	1
8	9	Lee Eun Ock	Korea	2390	212	178	172	203	190	201	1156	3546	197.0	0
9	1	Kamilla Kjeldsen	Denmark	2372	197	200	158	194	194	193	1136	3508	194.9	-38
10	8	Wendy Chai	Malaysia	2374	170	190	165	202	216	180	1123	3497	194.3	-49
11	19	Alicia Marcano	Venezuela	2259	186	172	205	223	215	201	1202	3461	192.3	-85
12	15	Sara Vargas	Colombia	2268	200	202	204	146	193	236	1181	3449	191.6	-97
13	17	Michaela Göbel	Germany	2335	185	149	237	171	174	179	1095	3430	190.6	-116
14	5	Choy Poh Lai	Malaysia	2233	183	136	208	205	247	199	1178	3411	189.5	-135
15	10	Liza Del Rozario	Philippines	2332	172	179	160	211	179	173	1074	3406	189.2	-140
16	3	Martina Beckel	Germany	2200	211	212	178	188	201	180	1170	3370	187.2	-176
17	20	Tanya Petty	Germany	2279	201	145	156	183	206	196	1087	3366	187.0	-180
18	16	Liza Clutario	Philippines	2267	174	183	179	146	228	163	1073	3340	185.6	-206
19	18	Evelyn Chan Rouyi	Singapore	2214	188	161	191	202	182	173	1097	3311	183.9	-235
20	14	Patricia Ciotti	Venezuela	2241	193	203	158	152	165	156	1027	3268	181.6	-278
21	11	Adriana Perez	Mexico	2190	174	188	178	158	152	226	1076	3266	181.4	-280
22	13	Inna Zavialova	Russia	2133	153	234	192	166	169	190	1104	3237	179.8	-309
23	23	Lotte Haubo Pedersen	Denmark	2244	156	148	159	171	166	177	977	3221	178.9	-325
24	6	Aumi Guerra	Dominica	2119	158	231	211	120	178	160	1058	3177	176.5	-369



World Ranking Masters


22 - 27 of June 2004, Moscow Russia

Финал мировой рейтинговой системы по боулингу

22 - 27 июня 2004 Москва

WOMEN

place	№	Player Name	Country	Total 18	G19	G 20	G21	G22	G23	G24	Total19-24	Total 24	AV. 24	- 8
1	22	Shalin Zulkifli	Malaysia	3823	202	174	226	245	222	205	1274	5097	212.4	346
2	12	Reija Lundén	Finland	3771	226	191	234	192	235	150	1228	4999	208.3	248
3	7	Kirsten Penny	England	3658	226	198	268	184	246	202	1324	4982	207.6	231
4	4	Juliana Guerrero	Colombia	3595	229	203	212	208	203	215	1270	4865	202.7	114
5	2	Diandra Asbaty	USA	3611	224	198	207	216	180	199	1224	4835	201.5	84
6	19	Alicia Marcano	Venezuela	3461	213	224	201	235	257	225	1355	4816	200.7	65
7	24	Jennifer Tan Bee Leng	Singapore	3575	189	224	198	200	215	194	1220	4795	199.8	44
8	9	Lee Eun Ock	Korea	3546	190	184	202	201	236	192	1205	4751	198.0	0
9	1	Kamilla Kjeldsen	Denmark	3508	191	215	173	211	225	227	1242	4750	197.9	-1
10	21	Bettina Lund	Denmark	3547	178	184	191	239	207	172	1171	4718	196.6	-33
11	8	Wendy Chai	Malaysia	3497	181	194	182	187	217	232	1193	4690	195.4	-61
12	15	Sara Vargas	Colombia	3449	183	199	214	246	189	193	1224	4673	194.7	-78
13	3	Martina Beckel	Germany	3370	247	202	171	223	171	267	1281	4651	193.8	-100
14	5	Choy Poh Lai	Malaysia	3411	191	201	186	223	220	192	1213	4624	192.7	-127
15	10	Liza Del Rozario	Philippines	3406	201	206	210	190	192	217	1216	4622	192.6	-129
16	17	Michaela Göbel	Germany	3430	195	179	168	227	191	201	1161	4591	191.3	-160
17	20	Tanya Petty	Germany	3366	198	186	194	203	224	193	1198	4564	190.2	-187
18	16	Liza Clutario	Philippines	3340	158	215	244	198	197	202	1214	4554	189.8	-197
19	18	Evelyn Chan Rouyi	Singapore	3311	203	203	190	209	203	189	1197	4508	187.8	-243
20	11	Adriana Perez	Mexico	3266	181	152	213	203	225	227	1201	4467	186.1	-284
21	13	Inna Zavialova	Russia	3237	202	153	195	191	215	227	1183	4420	184.2	-331
22	14	Patricia Ciotti	Venezuela	3268	139	206	183	174	195	187	1084	4352	181.3	-399
23	6	Aumi Guerra	Dominica	3177	166	195	228	176	187	207	1159	4336	180.7	-415
24	23	Lotte Haubo Pedersen	Denmark	3221	211	199	188	155	199	161	1113	4334	180.6	-417



World Ranking Masters 22 - 27 of June 2004, Moscow Russia **PLAY OFF**

WOMEN

	Player Name	G 1	G 2	G 3
1	Shalin Zulkifli	231	193	

	Player Name	G 1	G 2	G 3
8	Lee Eun Ock	217	186	

Player Name	G 1	G 2	G 3
Shalin Zulkifli	203	223	

	Player Name	G 1	G 2	G 3
3	Kirsten Penny	183	199	211

	Player Name	G 1	G 2	G 3
6	Alicia Marcano	176	204	205

Player Name	G 1	G 2	G 3
Kirsten Penny	153	160	

Player Name	G 1	G 2	G 3
Shalin Zulkifli	163	169	

	Player Name	G 1	G 2	G 3
4	Juliana Guerrero	203	167	

	Player Name	G 1	G 2	G 3
5	Diandra Asbaty	211	207	


Player Name	G 1	G 2	G 3
Diandra Asbaty	200	226	

Player Name	G 1	G 2	G 3
Diandra Asbaty	257	277	

	Player Name	G 1	G 2	G 3
2	Reija Lundén	192	191	212

	Player Name	G 1	G 2	G 3
7	Leng	183	193	157

Player Name	G 1	G 2	G 3
Reija Lundén	182	204	



World Ranking Masters


22 - 27 of June 2004, Moscow Russia

Финал мировой рейтинговой системы по боулингу

22 - 27 июня 2004 Москва

MEN

place	№	Player Name	Country	G 1	G 2	G 3	G 4	G 5	G 6	Total 6	AV. 6	- 8
1	20	Petri Mannonen	Finland	209	223	253	212	233	258	1388	231.3	137
2	17	Mohd Khalifa Al-Qubaisi	UAE	268	204	192	217	232	243	1356	226.0	105
3	14	Wu Siu Hong	Hong Kong	177	236	269	203	215	204	1304	217.3	53
4	4	Gery Verbruggen	Belgium	202	183	191	217	249	230	1272	212.0	21
5	12	Michael Little	Australia	205	229	217	213	236	171	1271	211.8	20
6	5	Martin Blixt	Sweden	154	224	217	213	235	224	1267	211.2	16
7	1	Remy Ong	Singapore	223	194	214	201	215	215	1262	210.3	11
8	6	Lasse Lintila	Finland	206	179	191	202	237	236	1251	208.5	0
9	15	Pasi Uotila	Finland	215	183	211	242	188	185	1224	204.0	-27
10	8	Azidi Ameran	Malaysia	186	224	193	175	245	197	1220	203.3	-31
11	16	Jason Belmonte	Australia	169	160	196	199	256	235	1215	202.5	-36
12	13	Daniel Falconi	Mexico	224	203	220	183	167	212	1209	201.5	-42
13	21	Andres Gomez	Colombia	223	212	275	153	177	166	1206	201.0	-45
14	19	Arturo Hernandez	Venezuela	212	269	177	211	175	143	1187	197.8	-64
15	9	Ahmed Shaheen Al Merikhi	Qatar	175	175	149	247	174	257	1177	196.2	-74
16	2	Amadeo Spada	Italy	194	184	171	213	183	221	1166	194.3	-85
17	11	Nick Froggat	England	234	128	176	201	179	231	1149	191.5	-102
18	10	Alejandro Cruz	Mexico	195	167	225	192	181	186	1146	191.0	-105
19	7	Benjamin Corona	Mexico	161	192	224	176	196	192	1141	190.2	-110
20	3	Chris van Damme	Belgium	168	185	180	204	185	197	1119	186.5	-132
21	18	Semenov Ivan	Russia	170	194	194	174	142	219	1093	182.2	-158
22	22	Fred Phillips	Canada	183	184	210	123	182	186	1068	178.0	-183



World Ranking Masters


22 - 27 of June 2004, Moscow Russia

Финал мировой рейтинговой системы по боулингу

22 - 27 июня 2004 Москва

MEN

place	№	Player Name	Country	Total 6	G 7	G 8	G 9	G 10	G 11	G 12	Total 7-12	Total 12	AV. 12	- 8
1	20	Petri Mannonen	Finland	1388	201	222	205	259	225	245	1357	2745	228.8	185
2	17	Mohd Khalifa Al-Qubaisi	UAE	1356	207	246	236	208	198	218	1313	2669	222.4	109
3	1	Remy Ong	Singapore	1262	213	200	227	265	238	256	1399	2661	221.8	101
4	14	Wu Siu Hong	Hong Kong	1304	214	236	212	226	225	191	1304	2608	217.3	48
5	21	Andres Gomez	Colombia	1206	246	203	236	267	243	196	1391	2597	216.4	37
6	12	Michael Little	Australia	1271	219	244	234	212	193	224	1326	2597	216.4	37
7	6	Lasse Lintila	Finland	1251	243	246	223	190	216	204	1322	2573	214.4	13
8	4	Gery Verbruggen	Belgium	1272	214	221	213	185	238	217	1288	2560	213.3	0
9	16	Jason Belmonte	Australia	1215	211	232	256	225	198	215	1337	2552	212.7	-8
10	15	Pasi Uotila	Finland	1224	215	226	236	207	203	237	1324	2548	212.3	-12
11	5	Martin Blixt	Sweden	1267	177	246	221	183	191	236	1254	2521	210.1	-39
12	13	Daniel Falconi	Mexico	1209	206	233	191	236	227	202	1295	2504	208.7	-56
13	2	Amadeo Spada	Italy	1166	213	237	248	188	196	212	1294	2460	205.0	-100
14	11	Nick Froggat	England	1149	231	199	247	199	233	201	1310	2459	204.9	-101
15	19	Arturo Hernandez	Venezuela	1187	185	206	228	254	172	204	1249	2436	203.0	-124
16	3	Chris van Damme	Belgium	1119	215	238	212	216	231	200	1312	2431	202.6	-129
17	7	Benjamin Corona	Mexico	1141	229	199	216	202	205	212	1263	2404	200.3	-156
18	9	Ahmed Shaheen Al Merikhi	Qatar	1177	238	225	150	214	208	184	1219	2396	199.7	-164
19	10	Alejandro Cruz	Mexico	1146	183	220	233	164	190	192	1182	2328	194.0	-232
20	8	Azidi Ameran	Malaysia	1220	212	167	186	155	143	235	1098	2318	193.2	-242
21	18	Semenov Ivan	Russia	1093	231	202	158	242	150	157	1140	2233	186.1	-327
22	22	Fred Phillips	Canada	1068	176	180	176	160	215	182	1089	2157	179.8	-403



World Ranking Masters


22 - 27 of June 2004, Moscow Russia

Финал мировой рейтинговой системы по боулингу

22 - 27 июня 2004 Москва

MEN

place	№	Player Name	Country	Total 12	G13	G 14	G15	G16	G17	G18	Total13-18	Total 18	AV. 18	- 8
1	20	Petri Mannonen	Finland	2745	201	217	204	225	216	242	1305	4050	225.0	259
2	17	Mohd Khalifa Al-Qubaisi	UAE	2669	228	224	178	236	202	214	1282	3951	219.5	160
3	16	Jason Belmonte	Australia	2552	196	257	257	205	219	202	1336	3888	216.0	97
4	6	Lasse Lintila	Finland	2573	181	206	234	227	268	183	1299	3872	215.1	81
5	1	Remy Ong	Singapore	2661	183	180	198	236	212	193	1202	3863	214.6	72
6	12	Michael Little	Australia	2597	179	192	196	237	235	223	1262	3859	214.4	68
7	21	Andres Gomez	Colombia	2597	174	227	184	189	244	236	1254	3851	213.9	60
8	13	Daniel Falconi	Mexico	2504	254	245	212	204	194	178	1287	3791	210.6	0
9	14	Wu Siu Hong	Hong Kong	2608	190	204	152	179	259	194	1178	3786	210.3	-5
10	15	Pasi Uotila	Finland	2548	168	169	226	229	200	219	1211	3759	208.8	-32
11	5	Martin Blixt	Sweden	2521	207	204	185	203	193	202	1194	3715	206.4	-76
12	19	Arturo Hernandez	Venezuela	2436	162	215	205	185	238	264	1269	3705	205.8	-86
13	9	Ahmed Shaheen Al Merikhi	Qatar	2396	177	215	238	223	235	182	1270	3666	203.7	-125
14	2	Amadeo Spada	Italy	2460	184	171	211	208	222	206	1202	3662	203.4	-129
15	4	Gery Verbruggen	Belgium	2560	207	196	128	205	191	165	1092	3652	202.9	-139
16	3	Chris van Damme	Belgium	2431	180	206	237	186	212	193	1214	3645	202.5	-146
17	11	Nick Froggat	England	2459	183	197	177	176	181	227	1141	3600	200.0	-191
18	7	Benjamin Corona	Mexico	2404	183	236	191	170	201	195	1176	3580	198.9	-211
19	10	Alejandro Cruz	Mexico	2328	165	213	245	195	177	234	1229	3557	197.6	-234
20	8	Azidi Ameran	Malaysia	2318	174	190	157	188	195	202	1106	3424	190.2	-367
21	18	Semenov Ivan	Russia	2233	206	192	171	214	205	202	1190	3423	190.2	-368
22	22	Fred Phillips	Canada	2157	167	174	178	189	194	172	1074	3231	179.5	-560



World Ranking Masters

22 - 27 of June 2004, Moscow Russia

Финал мировой рейтинговой системы по боулингу

22 - 27 июня 2004 Москва

MEN

place	№	Player Name	Country	Total 18	G19	G 20	G21	G22	G23	G24	Total19-24	Total 24	AV. 24	- 8
1	20	Petri Mannonen	Finland	4050	195	234	246	201	245	237	1358	5408	225.3	312
2	17	Mohd Khalifa Al-Qubaisi	UAE	3951	226	264	248	234	225	224	1421	5372	223.8	276
3	12	Michael Little	Australia	3859	215	219	214	244	216	267	1375	5234	218.1	138
4	16	Jason Belmonte	Australia	3888	232	224	219	189	225	236	1325	5213	217.2	117
5	1	Remy Ong	Singapore	3863	177	223	196	215	265	238	1314	5177	215.7	81
6	6	Lasse Lintila	Finland	3872	229	229	199	226	192	196	1271	5143	214.3	47
7	21	Andres Gomez	Colombia	3851	204	243	202	210	170	228	1257	5108	212.8	12
8	15	Pasi Uotila	Finland	3759	196	232	246	236	199	228	1337	5096	212.3	0
9	13	Daniel Falconi	Mexico	3791	214	208	234	212	238	191	1297	5088	212.0	-8
10	14	Wu Siu Hong	Hong Kong	3786	187	223	189	197	253	223	1272	5058	210.8	-38
11	19	Arturo Hernandez	Venezuela	3705	232	215	225	181	190	218	1261	4966	206.9	-130
12	5	Martin Blixt	Sweden	3715	213	192	202	226	216	188	1237	4952	206.3	-144
13	4	Gery Verbruggen	Belgium	3652	179	244	235	178	231	198	1265	4917	204.9	-179
14	9	Ahmed Shaheen Al Merikhi	Qatar	3666	220	226	224	214	203	160	1247	4913	204.7	-183
15	2	Amadeo Spada	Italy	3662	231	180	182	248	184	223	1248	4910	204.6	-186
16	11	Nick Froggat	England	3600	216	199	186	235	191	235	1262	4862	202.6	-234
17	3	Chris van Damme	Belgium	3645	205	181	194	235	234	153	1202	4847	202.0	-249
18	7	Benjamin Corona	Mexico	3580	189	257	210	195	233	177	1261	4841	201.7	-255
19	10	Alejandro Cruz	Mexico	3557	223	201	180	178	216	185	1183	4740	197.5	-356
20	8	Azidi Ameran	Malaysia	3424	193	239	181	181	138	213	1145	4569	190.4	-527
21	18	Semenov Ivan	Russia	3423	237	191	189	182	161	178	1138	4561	190.0	-535
22	22	Fred Phillips	Canada	3231	195	169	188	179	236	193	1160	4391	183.0	-705



World Ranking Masters 22 - 27 of June 2004, Moscow Russia PLAY OFF

MEN

	Player Name	G 1	G 2	G 3
1	Petri Mannonen	145	195	

	Player Name	G 1	G 2	G 3
8	Pasi Uotila	182	196	

	Player Name	G 1	G 2	G 3
	Pasi Uotila	187	211	

	Player Name	G 1	G 2	G 3
3	Michael Little	160	206	

	Player Name	G 1	G 2	G 3
6	Lasse Lintila	212	265	

	Player Name	G 1	G 2	G 3
	Lasse Lintila	187	220	

	Player Name	G 1	G 2	G 3
	Lasse Lintila	244	196	190

	Player Name	G 1	G 2	G 3
4	Jason Belmonte	205	146	205

	Player Name	G 1	G 2	G 3
5	Remy Ong	178	217	206

	Player Name	G 1	G 2	G 3
	Remy Ong	179	204	

	Player Name	G 1	G 2	G 3
2	Mohd Khalifa Al-Qubaisi	228	215	223

	Player Name	G 1	G 2	G 3
7	Andres Gomez	253	186	199

	Player Name	G 1	G 2	G 3
	Mohd Khalifa Al-Qubaisi	197	223	

	Player Name	G 1	G 2	G 3
	Mohd Al-Qubaisi	188	269	208